


Uncompromising levels of quality, safety and technological excellence are standard features in the complete line of L.J. Star Incorporated Obround Weld Pad Gages.

Description

Obround Weld Pad Gages are designed to be welded to process vessels. They consist of a weld pad, glass, gaskets, cover flange and bolting. Visible glass sizes range from 1" to 4" in width and 6" to 24" in length. The sight glass is clamped in place by a gasketed glass retainer held by threaded studs and nuts. L.J. Star Inc. obround sight gages are suitable for ASME code requirements. They are designed for 150 psi working pressure @ 500°F depending on gasketing. They may be specified with flat or curved weld pads to fit vessel geometry. For rubber lined vessels, the corners of the weld pad are radiused for an even and consistent lining.

Materials of Construction

- *Standard alloys*
316L stainless steel; carbon steel
- *Standard gasket materials*
EPDM and Gylon[®] 3504
- *Optional gasket materials*
silicone, rubber, PTFE and non-asbestos gaskets
- *Standard Window Material:*
 - Tempered borosilicate
- *Optional window materials:*
 - Quartz glass for high temperature and thermal shock
 - Acrylic window (no cover flange) for water service
- *Glass protection shields available*



Obround Weld Pad Gages

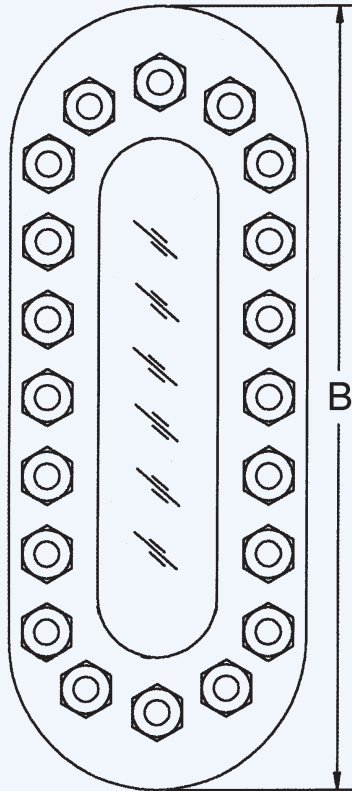
Ordering Information

Contact your nearest L.J. Star representative

Dimensions

Obround Weld Pad Gages

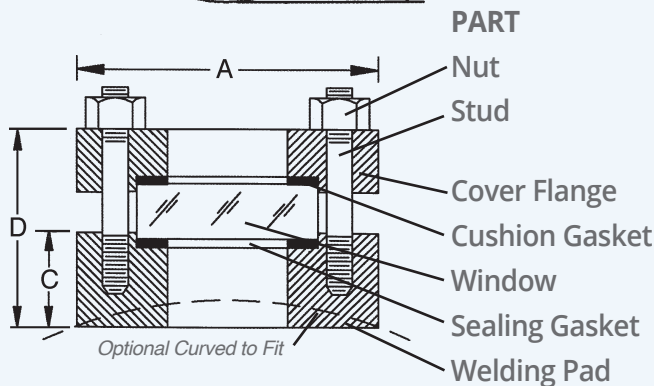
Rated to 150 PSIG @ 500°F (1034 kPa @ 260°C)



Model No.	View Size (± 1/8")		Outside Pad Dimensions (± 1/8')			
			Width A In (mm)	Length B In (mm)	Thick. C In (mm)	A.O.H. D In (mm)
OBWP1-12	1 x 12	(25 x 305)	3.5 (89)	15.5 (394)	1.2 (30)	3.3 (84)
OBWP2-6	2 x 6	(51 x 152)	5 (127)	10 (254)	1.5 (38)	3.8 (97)
OBWP2-12	2 x 12	(51 x 305)	5 (127)	16 (408)	1.5 (38)	3.8 (97)
OBWP2-18	2 x 18	(51 x 457)	5 (127)	22 (559)	1.5 (38)	3.8 (97)
OBWP2-24	2 x 24	(51 x 610)	5 (127)	28 (711)	1.5 (38)	3.8 (97)
OBWP3-6	3 x 6	(76 x 152)	6 (152)	11 (279)	1.5 (38)	3.8 (97)
OBWP3-12	3 x 12	(76 x 305)	6 (152)	17 (432)	1.5 (38)	3.8 (97)
OBWP3-18	3 x 18	(76 x 457)	6 (152)	23 (584)	1.5 (38)	3.8 (97)
OBWP3-24	3 x 24	(76 x 610)	6 (152)	29 (737)	1.5 (38)	3.8 (97)
OBWP4-6	4 x 6	(102 x 152)	7 (176)	11 (279)	1.5 (38)	3.8 (97)
OBWP4-12	4 x 12	(102 x 305)	7 (176)	17 (432)	1.5 (38)	3.8 (97)
OBWP4-18	4 x 18	(102 x 457)	7 (176)	23 (584)	1.5 (38)	3.8 (97)
OBWP4-24	4 x 24	(102 x 610)	7 (176)	29 (737)	1.5 (38)	3.8 (97)

Fabrication Note: It is the vessel fabricator's responsibility to verify that the weld pad offers sufficient reinforcement for their particular application.

Options include flat gasket seat and rounded inside corners for rubber lining, internal wash nozzles, outer safety shield, custom size view, special materials, etc.



PART

STANDARD MATERIALS

SA194 2H Zinc plated alloy steel
 SA193 B7 Zinc plated alloy steel, B8, B8M Class 2 SS
 SA516-70, SA240, T304, T316
 Compressed Non-Asbestos Fiber
 Tempered Borosilicate Glass
 EPDM*, Viton*, Silicone Rubber*, PTFE
 SA516-70, SA240, T304L, T316L

**recommended gasket material*

Note: A reusable weld spacer is recommended during welding to prevent distortion.

The specifications contained herein are subject to change without notice and any user of said specifications should verify from the manufacturer that the specifications are currently in effect. Otherwise, the manufacturer assumes no responsibility for the use of specifications which may have been changed and are no longer in effect.